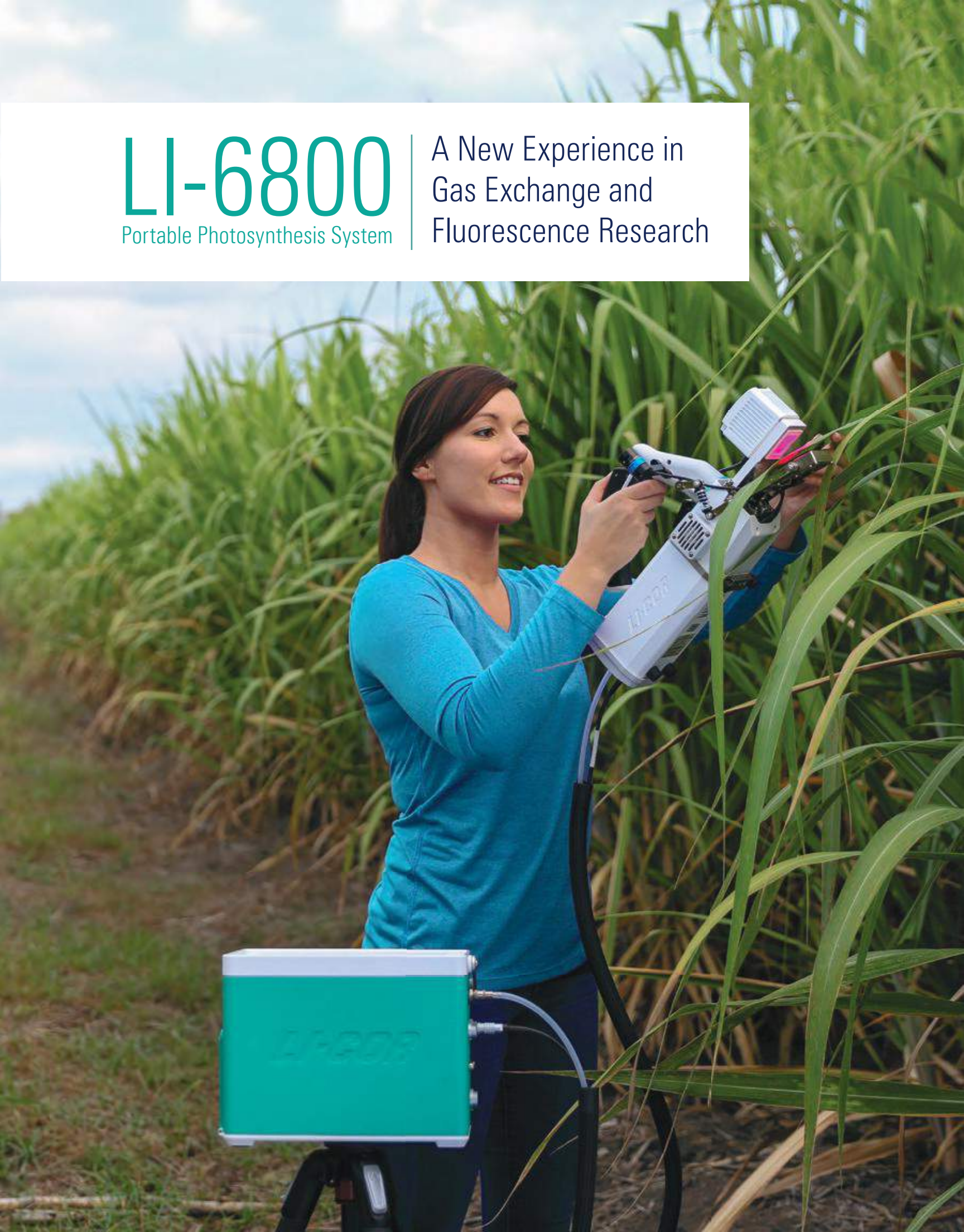


# LI-6800

Portable Photosynthesis System

A New Experience in  
Gas Exchange and  
Fluorescence Research







# Continual Innovation

True to its heritage, the LI-6800 Portable Photosynthesis System is a technological innovation that can unlock the secrets of photosynthesis with gas exchange and chlorophyll fluorescence measurements, creating research opportunities for plant biologists around the world.

## The ultimate experience

An intuitive interface—easy to learn and simple to configure—helps you collect the best data possible. The touch screen display shows you what the instrument is doing and notifies you of any issues with the configuration.

## The best performance

With novel innovations in every respect—gas analyzers, flow control, valve system, fluorometer, and the way these parts work together—the LI-6800 performs like a world-class orchestra.









# The Ultimate Experience

## An instrument that makes discovery more fun

- 1 Guides you to better measurements with a large touchscreen display.
- 2 Displays informative, full color plots—so you can track the progress of each measurement.
- 3 On-screen messages alert you to issues with the measurement and control ranges—so you can collect consistent, high quality data.
- 4 Automated system tests to ensure that the instrument is performing at its best.


## An instrument that keeps up with you

- 5 Capable of survey measurements in less than one minute, with batteries that can last all day.
- 6 Achieves an ideal balance of light weight and high performance.
- 7 User-cleanable optics and simple maintenance procedures minimize downtime and maintenance costs.

## An instrument that is designed for the world

- 8 Uses common 8-gram CO<sub>2</sub> cartridges and metric hardware.
- 9 Rugged and dependable, the LI-6800 is ready to collect data wherever your research takes you.





# The Best Performance

## Gas Analysis



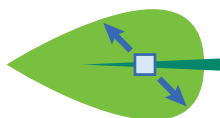
Gas analyzers—the core of any gas exchange system—precisely measure  $\text{CO}_2$  and  $\text{H}_2\text{O}$  in sample and reference air streams. The small-volume analyzers are located adjacent to the leaf chamber to provide remarkable speed and precision. High-speed temperature measurements of air as it enters the gas analyzers improve the precision of each measurement. Typical  $\text{CO}_2$  noise is  $\leq 0.1 \mu\text{mol mol}^{-1}$  RMS at  $400 \mu\text{mol mol}^{-1}$  with 4-second signal averaging.

## High-Speed Mixing Fan



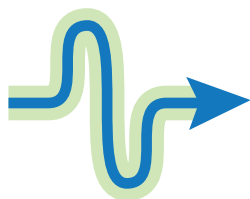
The leaf chamber mixing fan reduces the leaf boundary layer thickness to minimize boundary layer resistance, which closely couples the leaf and chamber conditions. This provides greater certainty in stomatal conductance calculations and fast plant response to changing chamber conditions.

## Large Leaf Chamber Aperture



A large leaf chamber aperture means you can measure photosynthesis from a larger leaf area. This provides a bigger difference between sample and reference gas concentrations, higher signal-to-noise ratios, and more precise assimilation measurements.

## Low-Diffusion Materials and Coatings



Leaf-level gas exchange measurements are represented by the difference in  $\text{CO}_2$  between two gas streams, but diffusion leaks can lead to differences that are not a result of a leaf. Carefully tested materials and coatings, combined with a patented air stream split and valves, minimize diffusion leaks, meaning that gas exchange measurements are more precise and repeatable.





# Full Control at Your Fingertips




## Flow Control

The instrument precisely measures and controls air flow for the system over a range of up to 2.5 liters per minute (0-2 liters per minute through the sample chamber), allowing unprecedented control over chamber conditions. A patented system of valves provides rapid adjustments to the airflow when a setting is changed.



## CO<sub>2</sub> Control

The LI-6800 automatically controls CO<sub>2</sub> concentrations in the air stream by removing CO<sub>2</sub> with a scrubbing chemical and adding it from a CO<sub>2</sub> source. The instrument quickly locks in and holds CO<sub>2</sub> concentrations at any setpoint between 0 and 2000  $\mu\text{mol mol}^{-1}$ . One 8-gram cartridge can provide up to 8 hours of continuous CO<sub>2</sub> conditioning. An optional fitting is available to connect an external CO<sub>2</sub> source to the instrument.



## H<sub>2</sub>O Control

Automatic humidity control—by adding water vapor to the air stream or removing it—provides relative humidity of 0 to 90%, non-condensing conditions. The instrument can quickly achieve the setpoint in the chamber, which can be H<sub>2</sub>O mole fraction, relative humidity, or vapor pressure deficit. This allows measurements to be made under repeatable conditions and enables detailed stomatal conductance studies.








## Temperature Control

A Peltier cooler controls temperature of the leaf, air, or the heat exchanger according to your settings. Temperature quickly reaches the setpoint, and is held steady from the moment it stabilizes to the end of a measurement, over a range of  $\pm 10$  °C from ambient.



## Light Control

The LI-6800 automatically controls light from the fluorometer or 3×3 cm LED light source. Light sources provide uniform illumination intensities up to  $2500 \mu\text{mol m}^{-2} \text{s}^{-1}$ . Variation of less than  $\pm 10\%$  of the setpoint over 90% of the chamber aperture provides more accurate assessment of the relationship between light and assimilation rate. Independently controlled red and blue light emitting diodes operate with low power consumption and have only a small influence on the leaf temperature.

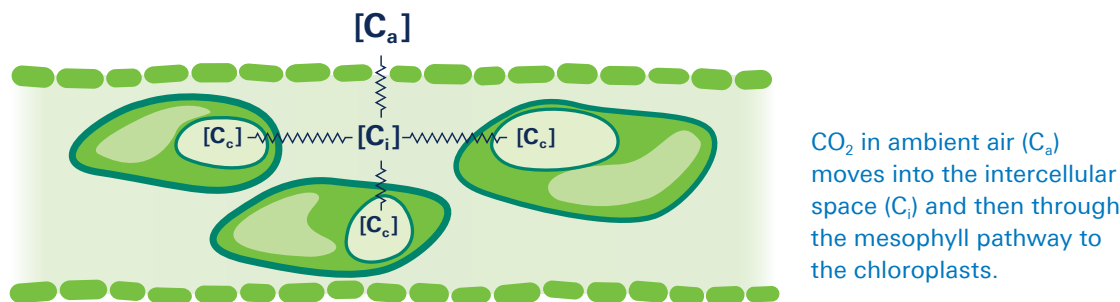


# Combined Gas Exchange and Fluorescence

Gas exchange is useful to characterize leaf-level  $\text{CO}_2$  and  $\text{H}_2\text{O}$  flux, stomatal conductance, and more, but this is only part of the story.

Measurements of chlorophyll *a* fluorescence with a pulse amplitude modulation fluorometer provide information about the light-driven electron transfer rate (ETR), non-photochemical quenching (NPQ), an assortment of reactions that collectively protect a leaf when it absorbs excessive light energy.

Combined gas exchange and fluorescence measurements provide a more complete understanding of the photosynthetic process. Together, these techniques can be used to assess the pathway of  $\text{CO}_2$  diffusion from the intercellular leaf air space to the chloroplast. The diffusive resistance of  $\text{CO}_2$  along this pathway is currently the subject of intense research, which is aimed at improving water use efficiency in plants.



## High-intensity Flashes

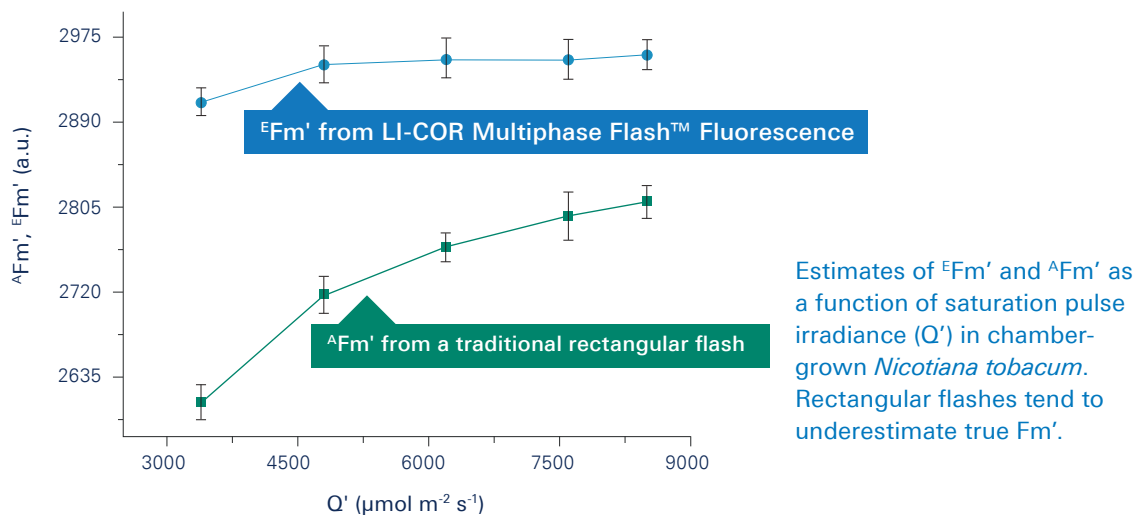
Estimates of the maximum fluorescence yield ( $\text{Fm}'$ ), when measured in a light-adapted leaf, require light intensities that are never encountered by plants in nature. It requires even higher intensities as NPQ increasingly develops in a leaf, which begins to occur at light intensities well below full sunlight.

The LI-6800 is capable of high-intensity saturation flashes—greater than  $16,000 \mu\text{mol m}^{-2} \text{s}^{-1}$ —over a leaf area of  $6 \text{ cm}^2$ . Over this large area, this is brighter than any other commercial fluorometer, and it enables you to measure  $\text{Fm}'$  in difficult-to-saturate leaves.



## Multiphase Flash™ Fluorescence to Accurately Estimate Fm'

The LI-6800 can be used to quickly estimate the maximum fluorescence yield at infinite irradiance with a single flash event. Extrapolated maximum fluorescence yield ( $^E\text{Fm}'$ ) is a more accurate estimate of  $\text{Fm}'$  than apparent maximum fluorescence yield ( $^A\text{Fm}'$ ) from traditional rectangular flashes. Erroneous estimates of  $\text{Fm}'$  can result in errors in estimation of  $\Phi_{\text{PSII}}$  by as much as 15-30%. Since this technique can be used to more accurately estimate 'true'  $\text{Fm}'$  using moderate flash intensities, plants that are sensitive to photodamage can be studied with less risk of damage from the saturation flash.



## Optimized Signal-to-noise Ratio

The signal-to-noise ratio represents the clarity of data compared with the random background variation. A good signal-to-noise ratio is critical during fluorescence induction curves, when data points are being acquired very rapidly and undergoing minimal averaging.

The LI-6800 provides a carefully refined protocol in which modulated light is altered solely by changing the frequency of the modulated pulses, not the pulse amplitude or the pulse width. This prevents the induction of photosynthesis by the measuring light in both dark- and light-adapted leaves, while optimizing the fluorescence signal. In addition, predetermined setpoints optimize the signal-to-noise ratio without violating the PAM chlorophyll *a* fluorescence technique.

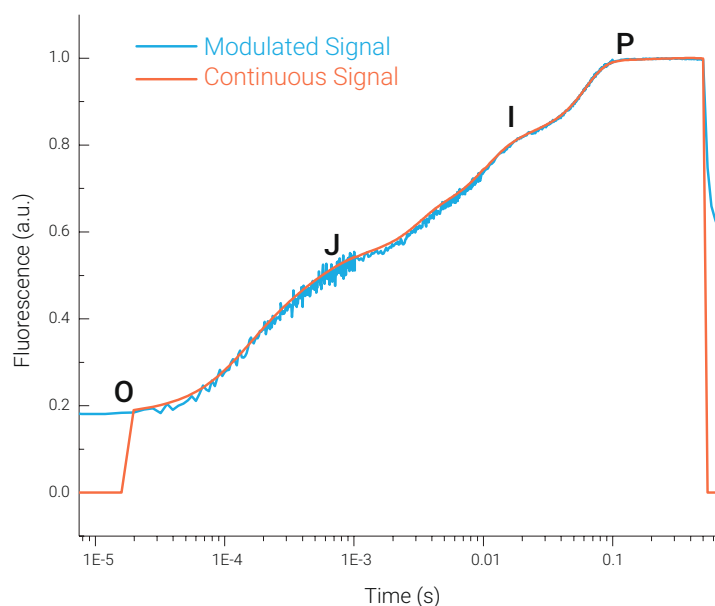


## High Frequency Fluorometer for Induction Kinetics

The LI-6800 is capable of modulating the measuring light at frequencies up to 250 kHz. This provides the ability to fully characterize the fluorescence induction transient of a leaf with high resolution.

## Fluorescence Induction (OJIP) Curve

Fluorescence induction curves are a means to rapidly assess exquisite photophysical details of the pigment-binding protein complex, PSII, in which photosynthesis is initiated. The different transitions of an induction curve (called "OJIP transient") can be used to measure environmental stress in plants. The LI-6800 measures both modulated and continuous fluorescence during induction on time scales ranging from 4 microseconds to hundreds of milliseconds.







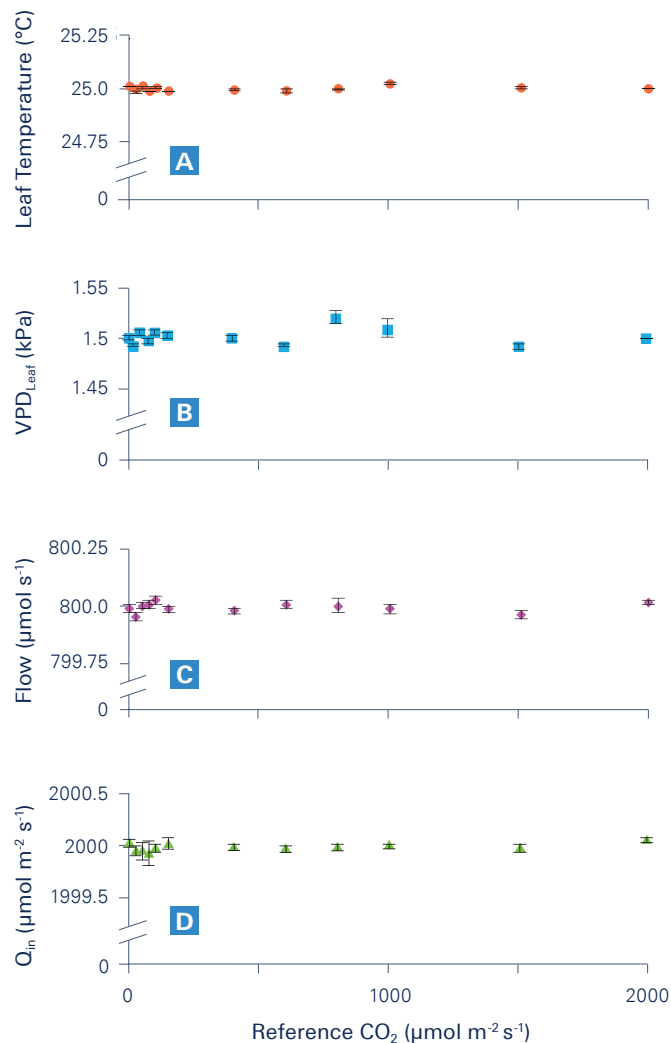
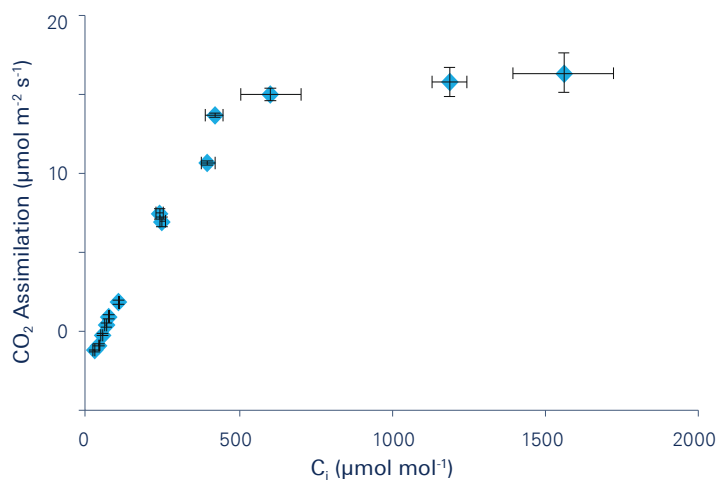
# Controlled Parameters

The LI-6800 controls environmental conditions in the chamber for the duration of a measurement, which prevents multiple parameters from confounding the plant responses.

## CO<sub>2</sub> Response Curves

By controlling chamber conditions at the setpoints, the photosynthetic response to changes in intercellular CO<sub>2</sub> concentration is not confounded by other independent variables ( $n = 3$ ;  $\pm$  standard error of the means).

- A** Automated leaf-level control of temperature holds the biochemistry constant for the entire response, even as transpirational cooling changes with stomatal conductance changes.
- B** A constant vapor pressure difference (VPD) between the leaf and chamber air minimizes stomatal changes to VPD even as the stomata respond to changing CO<sub>2</sub>.
- C** The flow rate is maintained precisely, decreasing moment-to-moment variation that impacts calculated carbon assimilation rates.
- D** Leaves are illuminated with constant irradiance, ensuring consistent light-dependent biochemical reaction rates across majority of the enclosed leaf area.

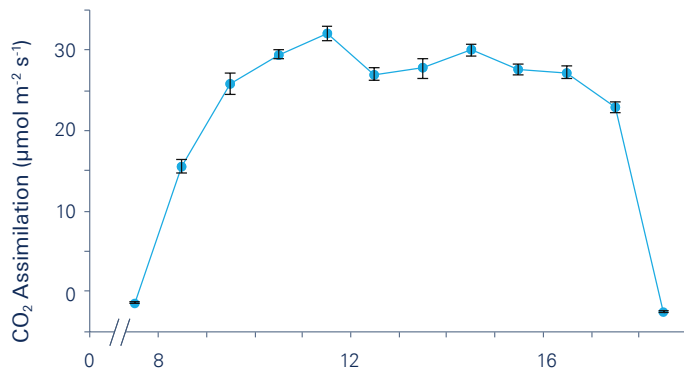


Photosynthetic responses to CO<sub>2</sub> concentration provide information about the biochemical limitations. In C3 species, these data are used to estimate A<sub>max</sub> (maximum photosynthesis rate), V<sub>Cmax</sub> (maximum rate of Rubisco carboxylation), J<sub>max</sub> (maximum rate of electron transport for RuBP regeneration), and triose phosphate utilization (TPU) limitations.

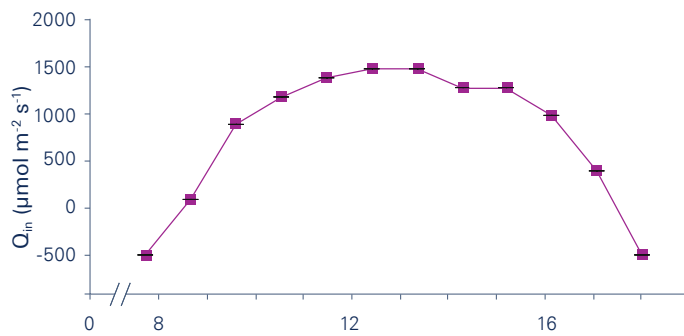


## Diurnal Measurements

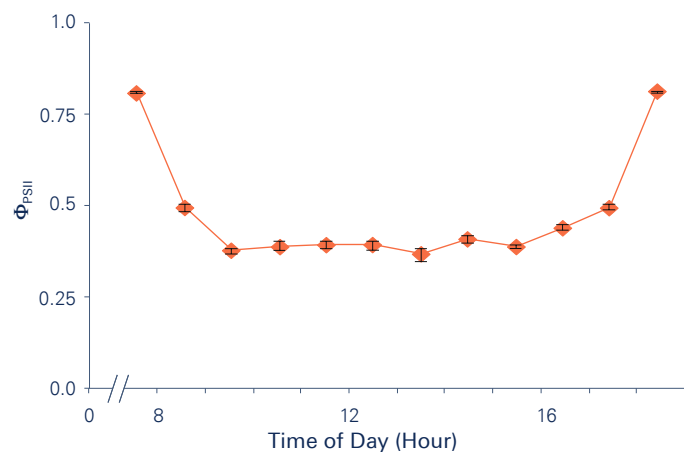
The LI-6800 controls environmental conditions in the chamber to maintain ambient or growth conditions around the sample for diurnal or survey measurements.



Diurnal carbon assimilation for field-grown bok choy (*Brassica rapa*) with a slight depression at midday (n = 24 to 28; ± standard error of the means).



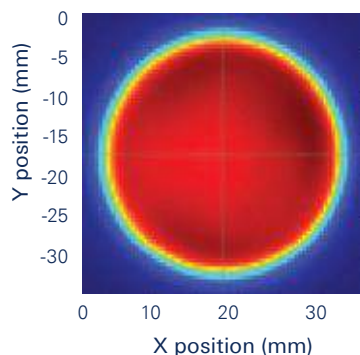
The 6800-02 light source consistently illuminates the leaf with intensities that mirror ambient light levels.



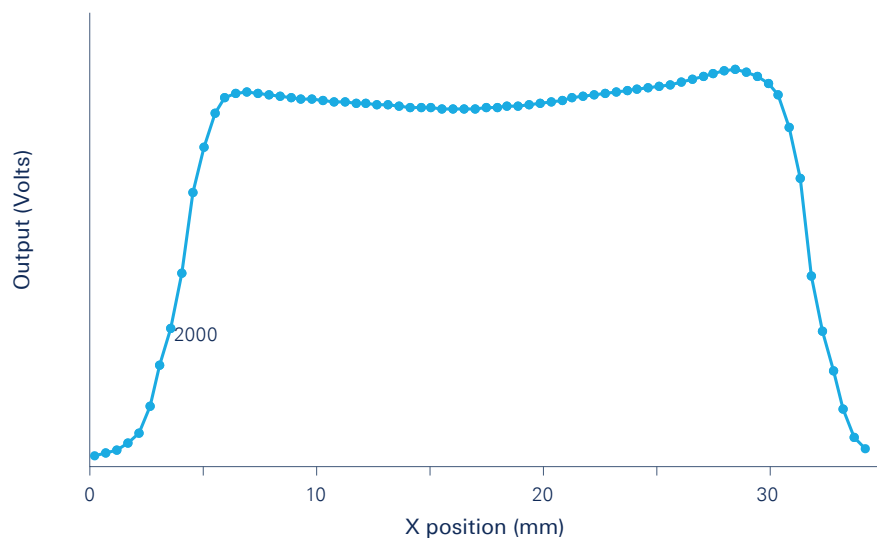
The Φ<sub>PSII</sub>, measured from chlorophyll fluorescence, reflects the leaf illumination across the day, driving changes in electron transport.

## Light Responses in Uniform Illumination

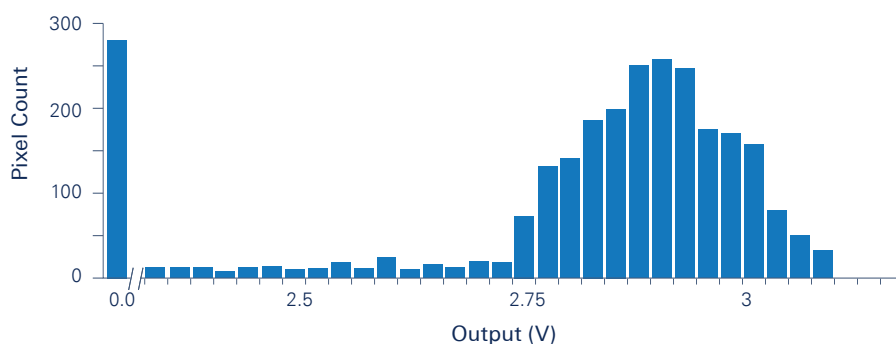
The chamber light sources illuminate the leaf with highly uniform light. Variation is typically less than  $\pm 10\%$  over 90% of the aperture, ensuring that photosynthesis is consistent across the entire aperture. The average photosynthetic carbon assimilation reflects the true spot-to-spot flux rate across the enclosed leaf area when the leaf is uniformly illuminated ( $n = 3$ ;  $\pm$  standard error from the means).



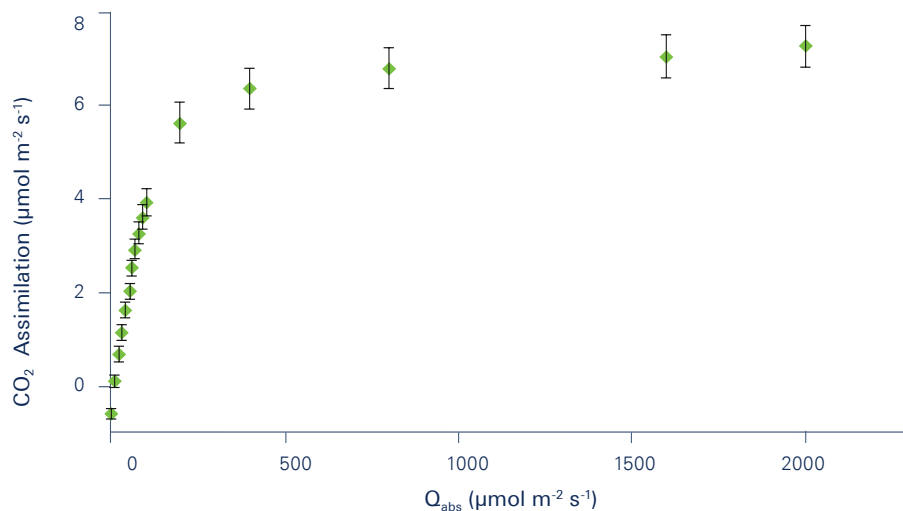
False-color map (**above**) indicating the light intensity distribution from an LI-6800 Multiphase Flash™ Fluorometer. A transect (**top right**) of light intensity across the light field at the midline shows that illumination is highly uniform across the entire aperture.



(**middle**) Histogram of the heat map, indicating the light uniformity distribution is less than 10% over 90% of the area (counts).



(**bottom**) Light response of *Nicotiana tabacum*. Error bars are standard error of the means ( $n = 3$ ).



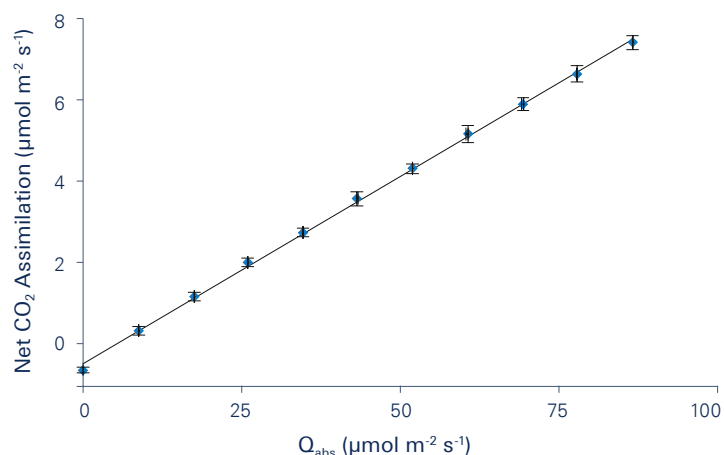
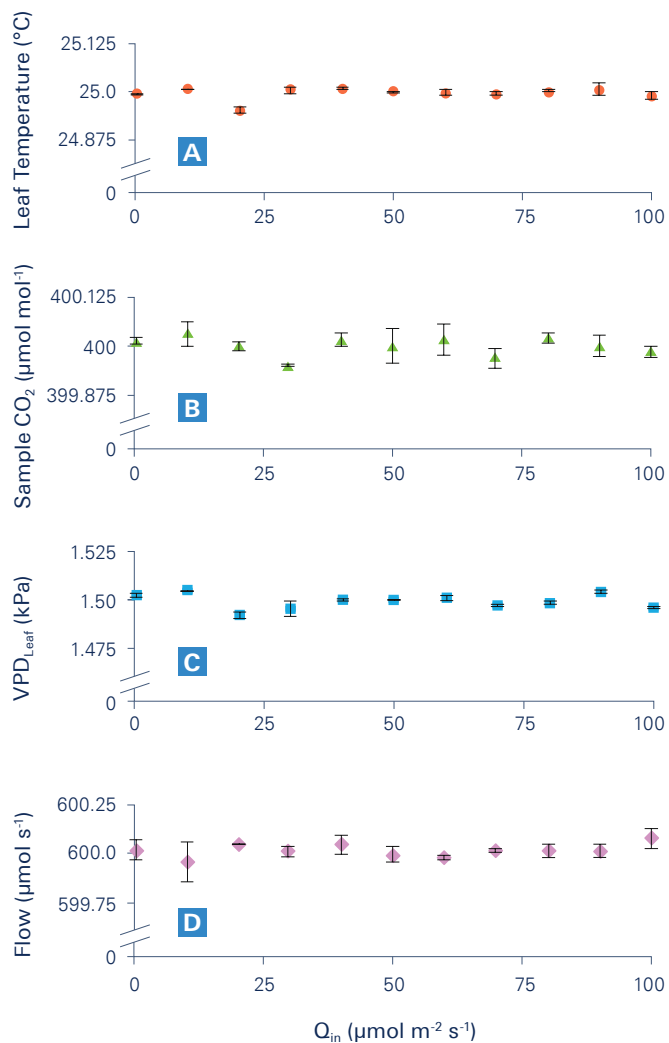


## Quantum Efficiency

The LI-6800 measures quantum efficiency while preventing confounding parameters from affecting the measurement.

- A** Leaf temperature is held steady across a range of light intensities ( $Q_{in}$ ), from 0 to  $100 \mu\text{mol m}^{-2} \text{s}^{-1}$ , ensuring that temperature is not a confounding variable.
- B** Precisely controlled  $\text{CO}_2$  concentrations in the leaf chamber prevent alterations to the carbon assimilation rate that result from variations in  $\text{CO}_2$  concentrations.
- C** Constant control of leaf vapor pressure difference (VPD) during light-driven changes in stomatal conductance removes the confounding effect of changing  $\text{H}_2\text{O}$  concentration.
- D** The flow rate is maintained precisely at the setpoint, which prevents flow from adding additional non-biological variation to the calculated carbon assimilation rate.

At low light intensities, the carbon assimilation rate is limited by light capture to drive linear electron transport in the light-harvesting complex. The gross carbon assimilation response to absorbed light is a measure of the quantum efficiency of photosynthesis. The quantum efficiency for *Nicotiana tabacum* in non-photorespiratory conditions (0.5%  $\text{O}_2$  air) is consistent with theoretical and empirically measured values ( $n = 2$ ,  $\pm$  standard error of the means).



# Chambers and Light Sources

## Multiphase Flash™ Fluorometer

The Multiphase Flash™ Fluorometer (part number 6800-01) is a complete chamber that mounts directly to the LI-6800 sensor head. It is the most powerful fluorometer available in a combined gas exchange and fluorescence system, providing simultaneous gas exchange and fluorescence from the same leaf area. Capable of measuring  $F_m'$ ,  $\Phi_{PSII}$ , and ETR in a 1-second measurement over a 6-cm<sup>2</sup> leaf area.





### 3x3 cm Clear Leaf Chamber

The standard 3x3 cm Clear Leaf Chamber (part number 6800-12) provides 9 cm<sup>2</sup> of one-sided leaf area for assimilation and transpiration measurements. The leaf temperature thermocouple is held securely in the lower chamber, and is gently pressed against the leaf surface. A Gallium Arsenide Phosphide (GaAsP) sensor measures photosynthetically active radiation (PAR) inside the chamber. Coated internal surfaces minimize H<sub>2</sub>O sorption. Durable gaskets form a seal around irregular leaf surfaces. The durable, transparent Propafilm™ top allows ambient light to pass through to the leaf surface. Compatible with the 3x3 cm Light Source.



### 3x3 cm Light Source

The 3x3 cm Light Source (part number 6800-02) mounts directly onto the 3x3 cm Clear Leaf Chamber and provides 0 to 2500  $\mu\text{mol m}^{-2} \text{s}^{-1}$  of radiant energy (red and blue) to the leaf surface. An advanced reflector design and careful LED placement provide highly uniform illumination of the leaf surface. An integrated GaAsP sensor measures PAR output in the light source for fast response and control over light. Provides independent control of red and blue light intensities.



# Ordering Information

## LI-6800F Portable Gas Exchange and Fluorescence System

A complete gas exchange and fluorescence system. This package is ideal for field or lab work that includes fluorescence measurements. Includes:

- Console, sensor head, and cable assembly
- Multiphase Flash™ Fluorometer
- Instrument case
- Accessories case
- Carrying harness
- Tripod and panhead mount
- Lithium ion batteries (4)
- AC to DC power supply (110 to 240 VAC input; 24 VDC output; capable of charging 2 batteries in the console)
- Single-bay battery charger
- Drierite, soda lime, and Pall Stuttgarter Masse for gas conditioning
- 8-gram CO<sub>2</sub> cartridges (3 boxes of 25)
- Spares kit

## LI-6800P Portable Photosynthesis System

A complete gas exchange system. This package is ideal for basic lab or survey measurements with natural or controlled light. Includes:

- Console, sensor head, and cable assembly
- 3×3 cm Clear Leaf Chamber and light source
- Instrument case
- Accessories case
- Carrying harness
- Tripod and panhead mount
- Lithium ion batteries (3)
- AC to DC power supply (110 to 240 VAC input; 24 VDC output; capable of charging 2 batteries in the console)
- Single-bay battery charger
- Drierite, soda lime, and Pall Stuttgarter Masse for gas conditioning
- 8-gram CO<sub>2</sub> cartridges (3 boxes of 25)
- Spares kit

## LI-6800S Portable Photosynthesis System

A complete gas exchange system with components for field and survey measurements. This basic package is ideal for measurements under natural light conditions. Includes:

- Console, sensor head, and cable assembly
- 3×3 cm Clear Leaf Chamber
- Instrument case
- Carrying harness
- Lithium ion batteries (3)
- AC to DC power supply (110 to 240 VAC input; 24 VDC output; capable of charging 2 batteries in the console)
- Single-bay battery charger
- Drierite, soda lime, and Pall Stuttgarter Masse for gas conditioning
- 8-gram CO<sub>2</sub> cartridges (3 boxes of 25)
- Spares kit



## Light Sources and Chambers

| Description                                   | Part number |
|---|-------------|
| Multiphase Flash™<br>Fluorometer              | 6800-01F    |
| 3x3 cm Light Source                           | 6800-02     |
| 3x3 cm Clear Leaf Chamber                     | 6800-12     |
| 3x3 cm Clear Leaf Chamber<br>and Light Source | 6800-02P    |

## Accessories

| Part                             | Description  | Part number |
|----------------------------------|--|-------------|
| Carrying harness                 | Shoulder and waist straps for carrying the console   | 9968-221    |
| Tripod                           | Used for either the console or sensor head   | 609-15790   |
| Panhead mount                    | Mounts to tripod or monopod. Securely holds the sensor head. Pivots to a full range of positions | 609-15791   |
| Monopod                          | Single-post podium for the sensor head   | 609-15792   |
| Sub-sampling kit                 | To collect gas samples from the intake or exhaust gas stream                                     | 9968-210    |
| CO <sub>2</sub> Tank Adapter Kit | To connect an external CO <sub>2</sub> tank to the CO <sub>2</sub> injector                      | 9968-109    |

# Specifications

## Distinguishing Specifications

For brevity, here are some specifications that distinguish the LI-6800.

### CO<sub>2</sub> Analyzers

**CO<sub>2</sub> analyzer precision:** Within 0.1  $\mu\text{mol mol}^{-1}$  RMS with 4-second averaging at 400  $\mu\text{mol mol}^{-1}$

### H<sub>2</sub>O Analyzers

**H<sub>2</sub>O analyzer precision:** Within 0.01  $\text{mmol mol}^{-1}$  RMS with 4-second averaging at 10  $\text{mmol mol}^{-1}$

### System

**Bulk flow rate range:** 680 – 1700  $\mu\text{mol s}^{-1}$  at SATP<sup>†</sup>

### Chamber pressure control:

Capable of 0.2 kPa above ambient; user settable

**Light source uniformity:**  $\pm 10\%$  variation over 90% of aperture

**Chamber temperature control range:** 10 °C above or below ambient

### Distinguishing Fluorometer Specifications

**Modulation frequency:** 1 Hz – 250 kHz

**Measuring light peak wavelength:** 625 nm

**Red actinic and saturating flash peak wavelength:** 625 nm

**Blue actinic peak wavelength:** 475 nm

**Far-red peak wavelength:** 735 nm  
Actinic light output

0 – 3000  $\mu\text{mol m}^{-2} \text{s}^{-1}$  total at 25 °C

0 – 1000  $\mu\text{mol m}^{-2} \text{s}^{-1}$  blue at 25 °C

0 – 2000  $\mu\text{mol m}^{-2} \text{s}^{-1}$  red at 25 °C

**Saturation light:** 0 – 16,000  $\mu\text{mol m}^{-2} \text{s}^{-1}$  at 25 °C

**Far-red light:** 0 – 20  $\mu\text{mol m}^{-2} \text{s}^{-1}$  at 25 °C

## Full Specifications

### CO<sub>2</sub> Gas Analyzer

**Type:** Absolute non-dispersive infrared gas analyzer

**Measurement Range:** 0 – 3100  $\mu\text{mol mol}^{-1}$

**Precision (signal noise) at 400  $\mu\text{mol mol}^{-1}$**

- 4-second signal averaging
- RMS:  $\leq 0.1 \mu\text{mol mol}^{-1}$

**Accuracy:** Within 1% of reading at 200  $\mu\text{mol mol}^{-1}$  or above,  $\pm 2 \mu\text{mol mol}^{-1}$  at  $< 200 \mu\text{mol mol}^{-1}$

**Orientation Sensitivity:**  $\leq \pm 1 \mu\text{mol mol}^{-1}$  variation at 400  $\mu\text{mol mol}^{-1}$  from any orientation

### H<sub>2</sub>O Gas Analyzer

**Type:** Absolute non-dispersive infrared gas analyzer

**Measurement Range:** 0 – 75  $\text{mmol mol}^{-1}$

### Bandwidth:

**Precision (signal noise) at 10  $\text{mmol mol}^{-1}$**

- RMS with 4-second signal averaging:  $\leq 0.01 \text{mmol mol}^{-1}$

**Accuracy:** within 1.5% of reading at  $> 5 \text{mmol mol}^{-1}$ ;  $\pm 0.08 \text{mmol mol}^{-1}$  at  $< 5 \text{mmol mol}^{-1}$

### Temperatures

**Operating temperature range:** 0 – 50 °C

**Storage temperature range:** -20 °C – 60 °C

### Temperature control range

- Leaf temperature:  $\pm 10$  °C from ambient with 3x3 cm chamber
- Setpoint resolution: 0.1 °C

### Chamber exhaust air temperature and temperature control block

- Type: Thermistor
- Range: -10 – 60 °C
- Accuracy:  $\pm 0.15$  °C

### Leaf temperature sensor

- Type: Type E fine-wire thermocouple
- Sensitivity range: -10 – 60 °C
- Accuracy:  $< \pm 0.5$  °C total;  $\pm 0.2$  °C cold junction reference;  $\pm 0.3$  °C thermocouple when within  $\pm 10$  °C of cold junction temperature

### Communication

**RJ-45 Ethernet; TCP/IP for networks and computers:** 1

**Head connections:** 2

**Accessory connections:** 2

### Air Flow Rates

**Bulk flow rate range:** 680 – 1700  $\mu\text{mol s}^{-1}$  at SATP<sup>†</sup>

**Leaf chamber flow rate:** 0 – 1400  $\mu\text{mol s}^{-1}$  at SATP<sup>†</sup>

### Pressure

#### Console pressure sensor

- Operating Range: 50 – 110 kPa
- Accuracy:  $\pm 0.4$  kPa
- Resolution: 1.5 Pa typical
- Signal noise:  $\leq 0.004$  kPa peak-to-peak with 4-second signal averaging

#### Chamber pressure sensor

- Range: -2 – 2 kPa
- Resolution:  $< 1$  Pa typical
- Signal noise: 1 Pa peak-to-peak with 4-second signal averaging
- Setpoint resolution: 1.0 Pa
- Control Range: 0 – 200 Pa (dependent on flow rate through the chamber)



### Batteries

**Weight:** 0.435 kg

**Capacity:** 6800 mAh

**Type:** Lithium Ion

**Storage:** -20 – 60 °C; ≤80% RH

### CO<sub>2</sub> Control

**CO<sub>2</sub> control range:** 0 – >2000 μmol mol<sup>-1</sup> (with pump set to low; dependent on bulk flow rate)

**CO<sub>2</sub> cartridge type:** 8 gram

**Cartridge lifetime:** >8 hours after puncture (dependent on setpoint)

**CO<sub>2</sub> Scrubber:** Soda lime

### H<sub>2</sub>O Control

**H<sub>2</sub>O control range:** 0 – 90% RH (non-condensing)

**Humidifier substrate:** Pall Stuttgartar Masse ceramic substrate (Pall Corporation)

**Desiccant:** Drierite (W.A. Hammond Drierite Company)

### Light Measurement

**Chamber and light source PAR sensors:**

- Sensitivity range: 0 – 3000 μmol m<sup>-2</sup> s<sup>-1</sup>
- Resolution: <1 μmol m<sup>-2</sup> s<sup>-1</sup>
- Calibration accuracy: ±5% of reading; traceable to the U.S. National Institute of Technology (NIST)

**External LI-190R PAR Sensor:**

- Detector: Silicon photodiode
- Sensitivity: 5 – 10 μA per 1000 μmol s<sup>-1</sup> m<sup>-2</sup>
- Calibration accuracy: ±5% of reading; traceable to NIST

### Console

**Processor:** 800 MHz ARM® Cortex™ A8

**Memory:** 512 MB RAM; 8 GB Flash memory

**Display:** Sunlight-readable TFT LCD with capacitive touch screen

- Resolution: 1024 × 600 pixels
- Dimensions: 26 cm diagonally

**Size:** 18.5 × 27.5 × 21 cm; (D × W × H)

**Weight:** 6.1 kg

**Power requirements:** 12 – 18 VDC or 24 VDC

### Sensor Head

**Size with 3×3 cm chamber:** 37 × 11.5 × 21.6 cm (L × W × H)

**Weight:** 2.15 kg without chamber

**Display resolution:** 128 × 128 pixels

**Display dimensions:** 3.15 cm corner-to-corner

**Sensor head inputs**

- Leaf temperature thermocouple: 2
- LI-190R light sensor: 1

**Sensor head light source connections:** 1

### 3×3 cm Clear Leaf Chamber

**Maximum leaf area:** 9 cm<sup>2</sup>

**Size:** 11.3 × 11.5 × 5.9 cm (L × W × H)

**Weight:** 0.3 kg

### 3×3 cm Light Source

**Total output range:** 0 – 2500 μmol m<sup>-2</sup> s<sup>-1</sup> at 25 °C

**Blue output range:** 0 – >500 μmol m<sup>-2</sup> s<sup>-1</sup> at 25 °C

**Red output range:** 0 – >2000 μmol m<sup>-2</sup> s<sup>-1</sup> at 25 °C

**Red peak wavelength:** 660 nm

**Blue peak wavelength:** 453 nm

**Uniformity:**

- ±10% over 90% of the aperture with white top gasket, typically
- ±10% over 77% of the aperture with black gasket, typically

**Power consumption at 2500 μmol m<sup>-2</sup> s<sup>-1</sup>:** 3.5 W

**Operating temperature range:** 0 – 50 °C

**Size:** 6.6 × 5.9 × 5.8 cm (L × W × H)

**Weight:** 0.21 kg

### Multiphase Flash™ Fluorometer

**Modulated light:** Software controlled and software selectable frequencies of 1 Hz – 250 kHz

**Measuring light peak wavelength:** 625 nm

**Red actinic and saturating flash peak wavelength:** 625 nm

**Blue actinic peak wavelength:** 475 nm

**Far-red peak wavelength:** 735 nm

**Actinic light output**

- 0 – 3000 μmol m<sup>-2</sup> s<sup>-1</sup> total at 25 °C
- 0 – 1000 μmol m<sup>-2</sup> s<sup>-1</sup> blue at 25 °C
- 0 – 2000 μmol m<sup>-2</sup> s<sup>-1</sup> red at 25 °C

**Saturation light:** Software controlled intensity; 0 – 16,000 μmol m<sup>-2</sup> s<sup>-1</sup> at 25 °C

**Far-red light:** Software controlled intensity; 0 – 20 μmol m<sup>-2</sup> s<sup>-1</sup> at 25 °C

**Fluorescence signal temperature dependence:** -0.25% per °C

**Uniformity:** <±10% over 92% of the aperture with white top gasket

- <±10% over 90% of the aperture with black top gasket

**Power consumption:**

- <18 W at 25 °C with 3000 μmol m<sup>-2</sup> s<sup>-1</sup> actinic light
- <60 W at 25 °C with 16,000 μmol m<sup>-2</sup> s<sup>-1</sup> saturating flash

**Leaf area:** 6 cm<sup>2</sup>; Round aperture

**Dimensions:** 12.5 × 11.5 × 13.6 cm (L × W × H)

**Weight:** 0.86 kg

† SATP is defined as Standard Ambient Temperature (25 °C) and Pressure (100 kPa).

Specifications subject to change without notice



### Global Headquarters

4647 Superior Street  
Lincoln, Nebraska 68504

Phone: +1-402-467-3576  
Toll free: 800-447-3576 (USA and Canada)  
FAX: +1-402-467-2819

envsales@licor.com  
envsupport@licor.com  
www.licor.com/env

### LI-COR Distributor Network

[www.licor.com/env/distributors](http://www.licor.com/env/distributors)

LI-COR is an ISO 9001 registered company

LI-COR is a registered trademark of LI-COR, Inc. in the United States and other countries. All other trademarks belong to their respective owners.

For patent information, visit  
[www.licor.com/patents](http://www.licor.com/patents).

©2016 LI-COR, Inc.

980-16074 Rev.1 05/16

### Regional Offices

#### LI-COR GmbH, Germany

*Serving Andorra, Albania, Cyprus, Estonia, France, Germany, Iceland, Latvia, Lithuania, Liechtenstein, Malta, Moldova, Monaco, San Marino, Ukraine, and Vatican City.*

LI-COR Biosciences GmbH  
Siemensstraße 25A  
61352 Bad Homburg  
Germany

Phone: +49 (0) 6172 17 17 771  
Fax: +49 (0) 6172 17 17 799

envsales-gmbh@licor.com  
envsupport-gmbh@licor.com

The LI-COR board of directors would like to take this opportunity to return thanks to God for His merciful providence in allowing LI-COR to develop and commercialize products, through the collective effort of dedicated employees, that enable the examination of the wonders of His works.

#### LI-COR Ltd., United Kingdom

*Serving Denmark, Finland, Ireland, Norway, Sweden, and UK.*

LI-COR Biosciences UK Ltd.  
St. John's Innovation Centre  
Cowley Road  
Cambridge  
CB4 0WS  
United Kingdom

Phone: +44 (0) 1223 422102  
Fax: +44 (0) 1223 422105

envsales-UK@licor.com  
envsupport-UK@licor.com

"Trust in the LORD with all your heart and do not lean on your own understanding. In all your ways acknowledge Him, and He will make your paths straight."

— Proverbs 3:5,6